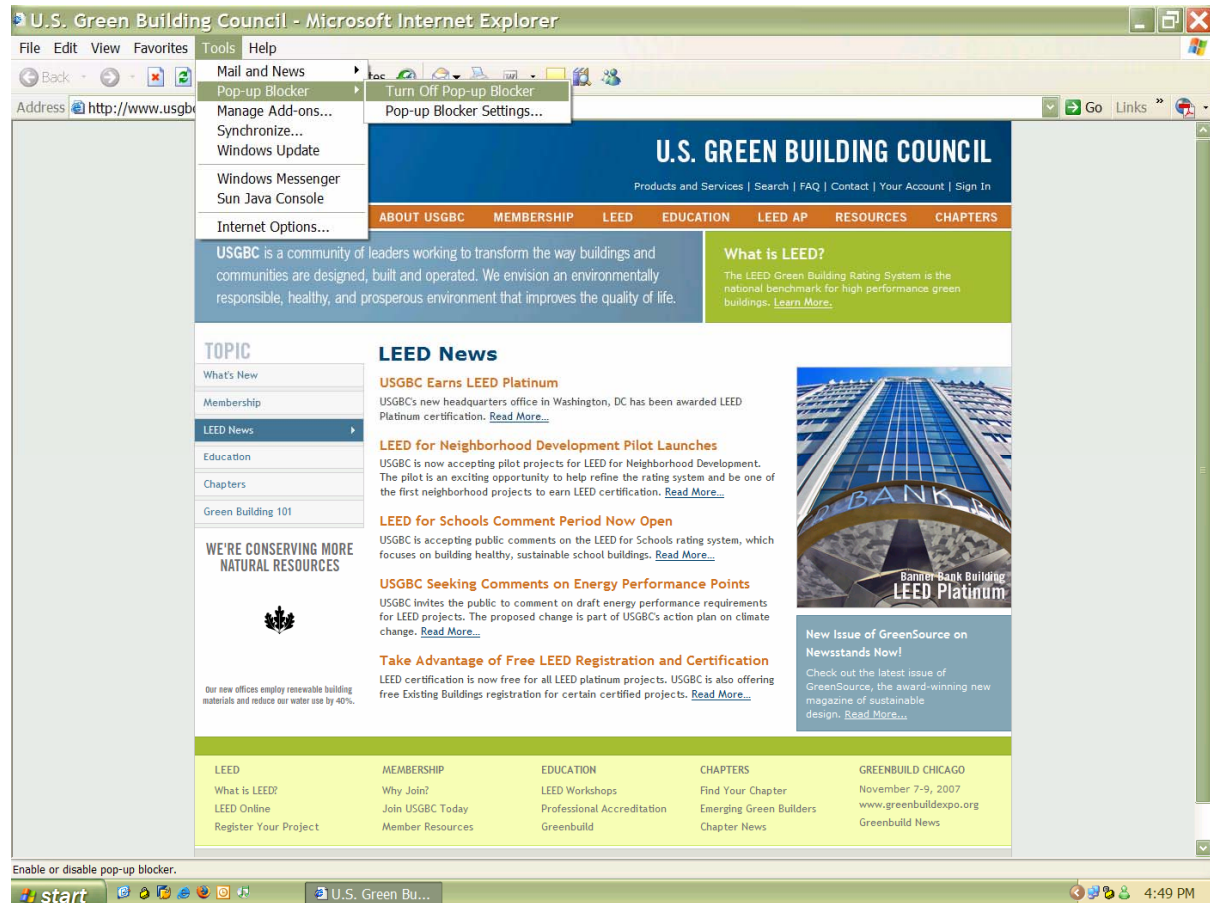


How to Turn Off Pop-up Blockers

Turning off Pop-up Blockers when using Internet Explorer (IE):



1) Open Internet Explorer

2) Once you have the page open, click on **Tools** (at the top of the page). Once **Tools** is open, scroll over **Pop-up Blocker** and click on **Turn OFF Pop-up Blocker**. If the option says **Turn on Pop-up Blocker**, you have already turned the Pop-up blocker off.



Turning off Pop-up Blockers when Google Toolbar Installed

About the Pop-up Blocker

The pop-up blocker in the Toolbar Options menu prevents new windows from automatically opening when you visit a website. Often times, these new windows display advertising that can interfere with your ability to see the content on the page you're trying to read. When the pop-up blocker intercepts an incoming ad, your cursor changes briefly to look like this: . The pop-up blocker button displays this icon:  along with a count of the number of pop-ups blocked since the last Toolbar installation.

To let a pop-up through on a one-time basis, press and hold the **CTRL key** as you click on a link to navigate to a new page.

Sometimes sites communicate useful information via pop-up windows. The pop-up blocker can be told to remember these sites so pop-up windows are allowed to launch. This information is stored on your computer in what's known as a "whitelist" (as opposed to a "blacklist"). The pop-up blocker uses the whitelist to turn itself off when you visit sites whose pop-ups you don't mind viewing.

As you find sites that have pop-ups you want to see, click the pop-up blocker button to add that site to your whitelist. (The whitelist is never actually displayed.) Repeat this process as you find websites where you want to see pop-ups.

If you'd like to remove a site from the pop-up blocker whitelist, simply visit that page and click the pop-up blocker button. The button text will change from "Site pop-ups allowed" to the count of your blocked ads. This indicates that the pop-up blocker has been re-activated on this site.

To set the pop-up blocker count back to zero, hold down the **Shift** and **Alt** keys while clicking on the pop-up blocker button. You can also hide the pop-up count entirely by opening the **Options** window, selecting the **More** tab, and checking the box next to the setting "**Hide popup blocker count.**"




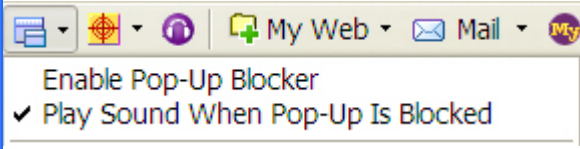
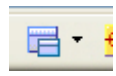
To completely disable the pop-up blocker, open the **Toolbar Options** window and clear the checkbox next to pop-up blocker in the **Accessories** section.

The pop-up blocker is available only for Internet Explorer version 5.5 and later.

You can find this text as well as other helpful hints on Google's Toolbar help page at the following link: http://toolbar.google.com/popup_help.html.

Turning off Pop-up Blockers when Yahoo Tool Bar is Installed

Yahoo Bar

| Steps to turn off  hoo Pop-up Blocker | |
|---|--|
|  | This symbol tells you that a pop up has been blocked. |
|  <ul style="list-style-type: none">✓ Enable Pop-Up Blocker✓ Play Sound When Pop-Up Is BlockedView Recently Blocked Pop-UpsAlways Allow Pop-Ups From...Total Pop-Ups Blocked: 4Why am I still getting pop-ups?Pop-Up Blocker TestMore HelpTell a Friend About Pop-Up Blocker | To turn off the blocker click on the blocked symbol. You will see a menu list appear. Click on "Enable Pop-Up Blocker." This will remove the check next to this option, turning off your Yahoo pop-up blocker. |
|  <ul style="list-style-type: none">Enable Pop-Up Blocker✓ Play Sound When Pop-Up Is Blocked | If there is no check next to the menu then your yahoo pop-up blocker is already turned off |
|  | This symbol means your pop up blocker is turned off and pop up windows are allowed. |

You can find this and other information at <http://samaritan.com/covaa/popups/index.html>.

Here are some other helpful websites that can assist you in turning off Pop-Up Blockers

http://www.nacubo.org/Documents/prof_dev/PopUpBlockers.pdf

<http://cte.jhu.edu/elc/support/popup/popupstopie.htm>

http://www.hotcomm.com/FAQ/FAQ_popups.asp

For all other issues, contact the Service Desk (Mon. through Fri., 7 am - 8 pm EST) at (866) 275-5335 or send an e-mail to servicedesk@tcco.com for support.